

Body Assessment

Define your patient's peristomal body profile to identify an appropriate ostomy solution

Patient name _____ Date _____ Nurse name _____

1	The form of the area around the stoma. The form may change when sitting, lying down or moving.	Regular	The area is more or less level with the abdomen, although the skin surface may be uneven
		Inward	Sinks into the abdomen creating a hollow
		Outward	Rises from the abdomen creating a peak

Regular



Inward



Outward



2	Selected form being uniform or variable	Uniform	The form is consistent across the stoma area
		Variable	The form is not consistent across the stoma area

Regular

Uniform



Inward

Uniform



Outward

Uniform



Variable



Variable



Variable



3	Soft or firm abdomen	Soft	The area yields to pressure (like when pressing a water mattress)
		Firm	The area resists pressure (like when pressing under your heel)

Soft abdomen



Firm abdomen



4	Superficial creases or deep folds	Superficial	The skin is lined, furrowed or wrinkled
		Deep folds	The area has deep folds of loose skin or excess fat

Superficial creases

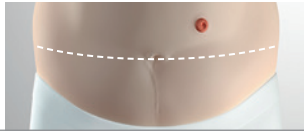


Deep folds

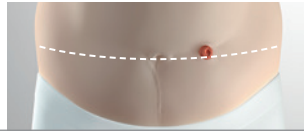


5	Location of stoma	Above bending line	The stoma is located near the ribs
		At bending line	The stoma is located where abdomen folds
		Under bending line	The stoma is located below the bending line

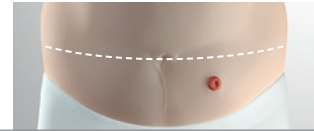
Above bending line



At bending line



Below bending line



6	Position of the stoma opening	Above skin surface	The stoma rises over the skin surface
		Level with skin surface	The stoma is level with the skin
		Below skin surface	The stoma is retracted from the skin

Stoma opening above Skin surface



Stoma opening level with Skin surface



Stoma opening below skin surface



7	Type of output	Thick stool	
		Liquid stool	
		Urine	

Recommended ostomy solution

Adhesive shape*		Pouching system		Type of pouch	
	Flat		1-piece		Open
	Convex Soft		2-piece (mechanical coupling)		Closed
	Convex Light				Uro
	Convex Deep				
	Other				

Supporting products**

*Please refer to SenSura® Mio Selection Wheel.

**Please refer to the Brava® Solution Wheel.

Please contact your local Coloplast office or Representative for more information.